

tutor
.com™

A Service of The Princeton Review®

ONLINE TUTORING GUIDE



Tutoring Tips for Students

Making the Most of Your Tutor.com Session

✓ Remove distractions.

Set aside time and mental space to work with your tutor in a focused way.

✓ Arrive on time for scheduled sessions.

This will ensure you'll be able to connect with your chosen tutor.

✓ Decide how you prefer to communicate.

Would you rather text-chat (type) or use voice (audio) with your tutor?

✓ Be prepared to engage with your tutor.

A live session is an active experience in which your tutor will ask you questions and present opportunities for you to implement strategies with your tutor's guidance.

✓ Give your tutor a moment to read over the assignment and the course material.

Come prepared with the basics of your assignment, including your assignment directions, writing prompt, unit or chapter title, and other key details. The more information you can provide to your tutor at the beginning of the session, the quicker your tutor will be able to assess your needs and begin supporting you.

✓ Come with questions!

Review the material beforehand and make a list of specific questions you'd like to cover during your session.

✓ Think about how you need assistance with your assignment.

For example, do you need help:

- understanding the assignment instructions
- brainstorming/beginning assignments
- verifying your progress
- understanding specific concepts
- checking your work just before submission?

The more you can tell your tutor about your concerns, the better your tutor will be able to structure the session to meet your individual needs.

✓ Keep in mind that tutors are not affiliated with your school.

They do not usually have specific information pertaining to your courses. The more you can tell them about the assignment you're working on, the better they'll be able to target their help.

✓ Tutors do not have access to the answers for assignments.

While they won't provide you with answers, they'll do something even better—they'll guide you in how to solve problems yourself.

✓ Know when to ask your instructor.

If you have specific questions about grading/rubric, instructor preferences or expectations, how to turn in assignments, or other course-specific information, please talk with your instructor or Teaching Assistant before requesting assistance from your tutor.

✓ Pat yourself on the back.

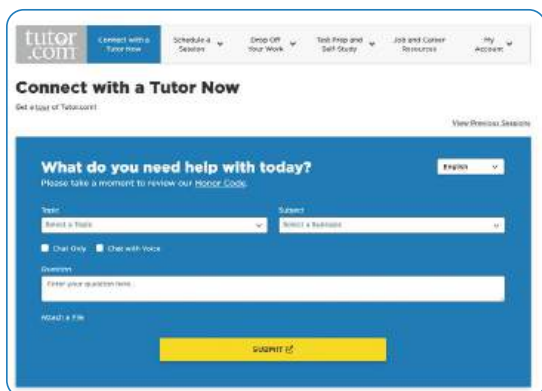
Asking for help is brave. Kudos to you for getting the support you need to succeed!

Tutor.com Classroom: How it Works

Connect with expert tutors for on-demand, 1-to-1 help

The expert tutors at **Tutor.com** can help you work through a tough homework problem, improve your writing skills, study for a test, review a difficult concept, and so much more!

Live Tutoring Step-by-Step Guide



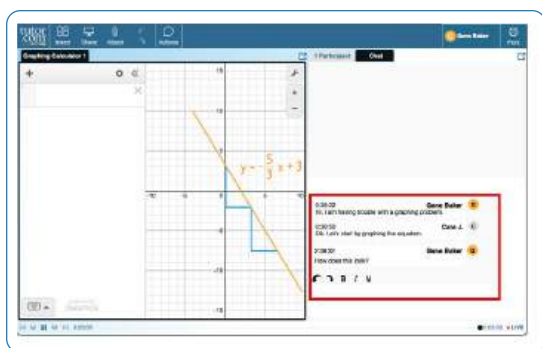
The screenshot shows the 'Connect with a Tutor Now' page. At the top, there are navigation links: 'Connect with a Tutor Now', 'Schedule a Session', 'Drop Off Your Work', 'Test Prep and Self-Study', 'Job and Career Resources', and 'My Account'. Below this is a section titled 'What do you need help with today?' with a 'FINISH' button. There are dropdown menus for 'Topic' (set to 'Math & Stats') and 'Subject' (set to 'Select a Subject'). There are checkboxes for 'Chat Only' and 'Chat with Voice'. A text input field is labeled 'Enter your question here'. At the bottom, there is a yellow 'SUBMIT' button.

Step 1: Get started

Step 2: Get the right tutor and start your session

Fill in the quick pre-session questionnaire. Using this information, we will match you with the first available tutor best qualified to assist you.

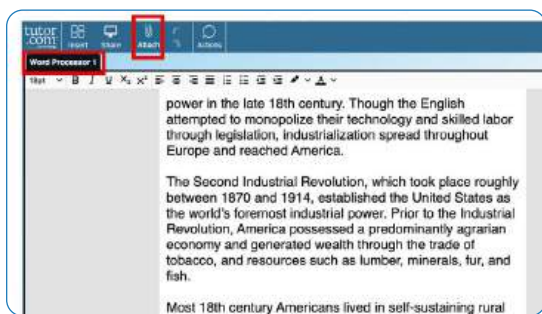
Click on the **SUBMIT** button to quickly connect with an incredible tutor.



Step 3: Communicate

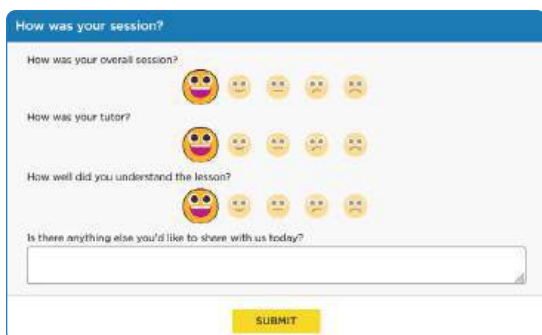
You can use text- or voice-chat to communicate with your tutor in the online classroom. You and your tutor may also use the interactive whiteboard to share work and ideas.

*All activity in the classroom is recorded for review and quality control. Transcripts will be available afterward in **My Account** under the **Completed Sessions** tab.*



Step 4: Share a file

You can upload files related to your assignment to the online classroom—including documents, spreadsheets, presentation slides, screenshots, image files, and more. You and your tutor will be able to view them together during your session.



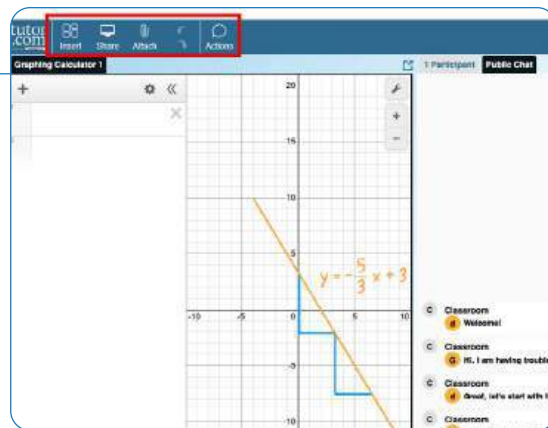
The screenshot shows the 'How was your session?' survey. It has three questions, each with five smiley face rating options: 'How was your overall session?', 'How was your tutor?', and 'How well did you understand the lesson?'. Below the questions is a text input field labeled 'Is there anything else you'd like to share with us today?'. At the bottom, there is a yellow 'SUBMIT' button.

Step 5: Rate and review your session

After each session, be sure to let us know how we did! Complete the survey and share your comments. Then, you'll have the option to play a recording of your session and email or print the chat log and whiteboards.

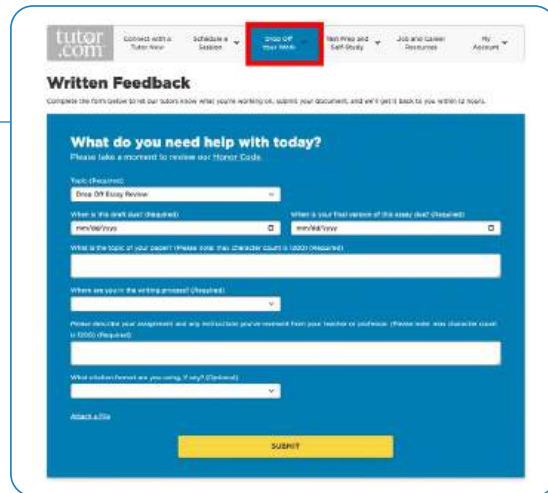
Use special tools

The classroom includes a graphing calculator, code editor, and text editor that can be used when working on subject material requiring special tools. You can open them by using the buttons above the whiteboard.



Submit your paper

The drop-off writing review service allows you to get expert help from a tutor without having to connect for a real-time session. Upload a draft of your assignment—whatever stage it is at—and get detailed feedback within a day. Retrieve your tutor's completed review in **My Account** under the **Completed Sessions** tab.



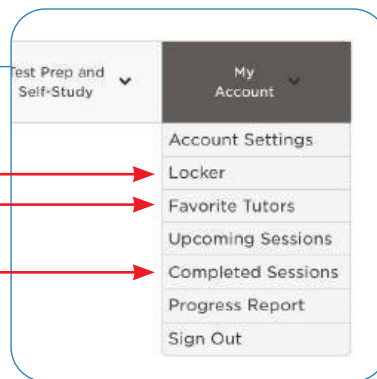
Practice for a test

Use our practice quizzes to assess your knowledge and prepare for upcoming tests in math, science, and English. Take a quiz, review your results, and connect with a tutor to go over any questions you may have missed.



Use My Account

- Access files you have saved or those you have shared in sessions with your tutors under **Locker**.
- Reconnect with your favorite tutors or see when they are next available by clicking on **Favorite Tutors**.
- Review previous sessions and retrieve feedback on your drop-off reviews under **Completed Sessions**.



Writing Support on Your Terms

Get help with your writing from the experts at Tutor.com



A Service of The Princeton Review

Writing Support Your Way: No matter where you are in the writing process, our highly vetted expert writing tutors can provide the support you need, when you need it.

Live Session

Connect with a Tutor for 1-to-1, On-Demand Support

Work with a tutor online to get help brainstorming ideas, making an outline and revision plan, using correct grammar and punctuation, and more. Work interactively with your tutor to improve your paper and your writing skills.



Drop-Off Paper Review

Upload Assignments & Receive Feedback Within 12 Hours

Balance your heavy workload while still getting the support you need. Get help from an expert tutor with grammar, punctuation, structure and flow, theme development, citations, and more.



Feedback

Get comprehensive feedback on your writing project from one of our expert tutors.



SUMMARY

of strengths and weaknesses



ACTION PLAN

with what you need to work on



RECOMMENDED RESOURCES

for more writing tips



FINAL SUMMARY

focused on the areas you requested

Live Session: Connect 1-to-1 with a Live Tutor

STEP 1

Click on **Connect with a tutor now** at the top of the page. Complete the short questionnaire to be matched with an expert writing tutor.

STEP 2

Use our interactive whiteboard and text editor to revise your paper while you text or talk with your tutor.



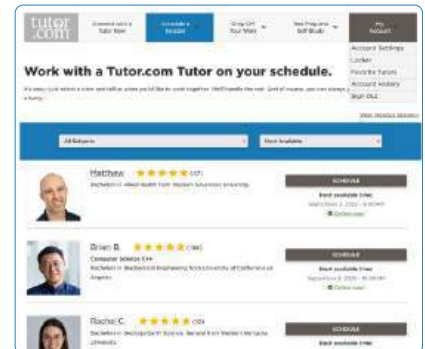
Drop-Off Paper Review: Submit Your File

STEP 1

Click on **Drop Off Your Work** at the top of the page. Select **Writing Review** in the dropdown. Fill out the submission form, choose the file you would like to upload, and click Submit at the bottom of the page.

STEP 2

Once your paper has been reviewed and returned, click on **My Account** and select **Completed Sessions**. Locate your essay review session and open the Summary Feedback Form and Reviewed Document.



STEP 1

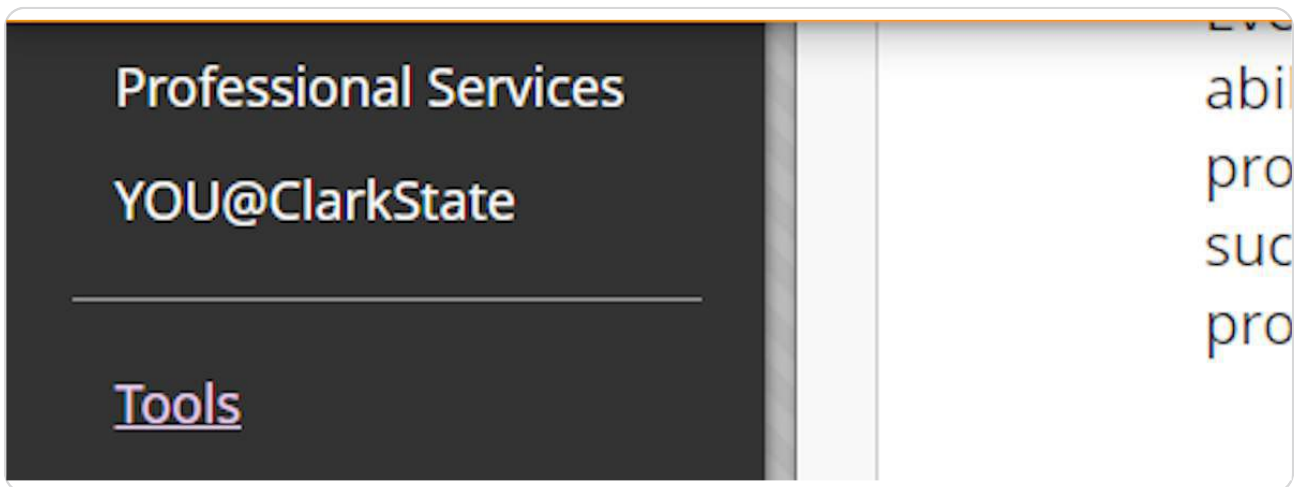
Open Blackboard Course

Go to Blackboard and open the course you need support in.

STEP 2

Open Course Tools

Click Tools from the left-hand menu.




STEP 3


Open Tutor.com

When in the Tools menu, click Tutor.com to access the platform.


Tools



Blackboard Help for
Students
Open Blackboard Help in a separate window.



Tutor.com Clark State
LTI 1.3
LTI 1.3 for Clark State College

 If you are unable to see the Tools menu or the Tutor.com link, you will need to contact your instructor directly to add it. There is no other way to access Tutor.com.

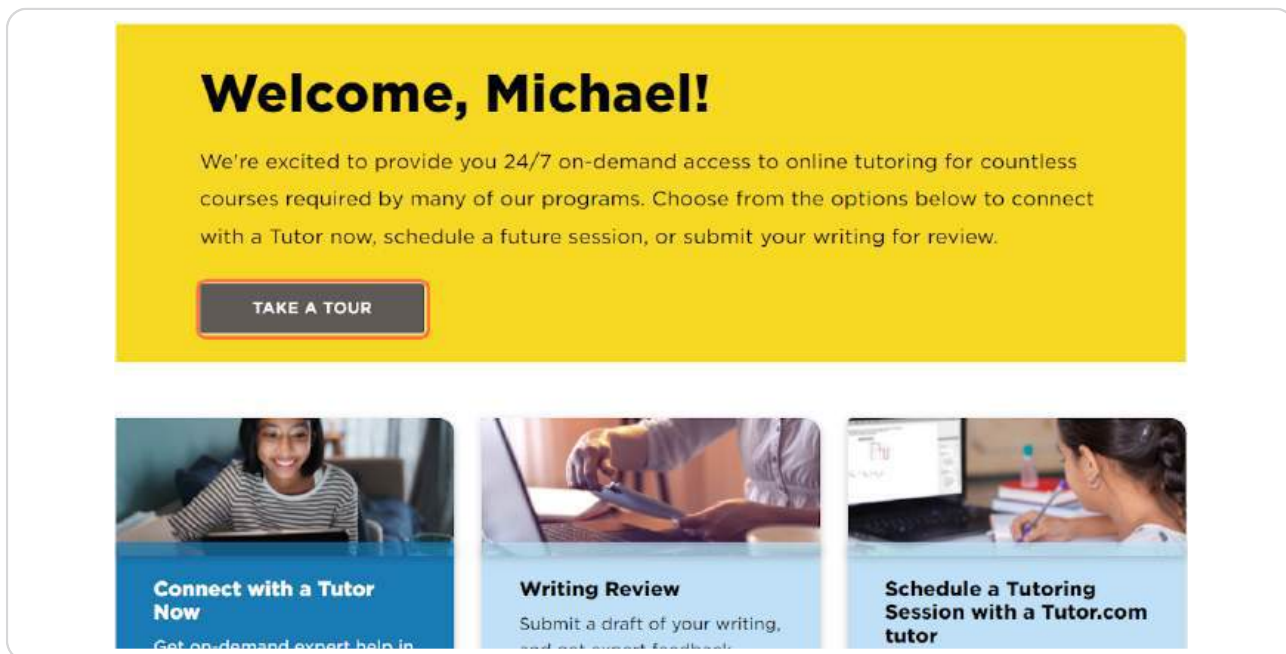
Using Tutor.com

1 Step

STEP 4

Take a Tour of Tutor.com

On your Tutor.com homepage, click the Take a Tour button to view informational pop-ups provided by Tutor.com to help you know what is available to you.



The screenshot shows a yellow banner with the text "Welcome, Michael!" and a "TAKE A TOUR" button. Below the banner are three cards: "Connect with a Tutor Now", "Writing Review", and "Schedule a Tutoring Session with a Tutor.com tutor".

Connect with a Tutor Now

4 Steps

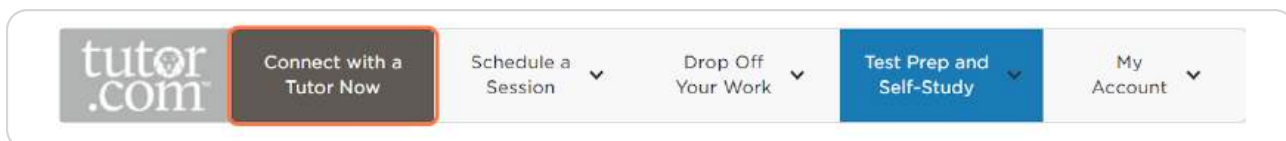
If you want on-demand, immediate support, follow the instructions below.



On-demand Tutoring only provides chat and voice options to communicate with a tutor; video is unavailable. If you require video support, follow the 'Schedule a Session' instructions.

STEP 5

Click Connect with a Tutor Now



The screenshot shows the Tutor.com navigation bar with the "Connect with a Tutor Now" button highlighted.

STEP 6

Read the Honor Code

Be sure you understand the Honor Code since opening a session is marked as your agreement to follow all required expectations.

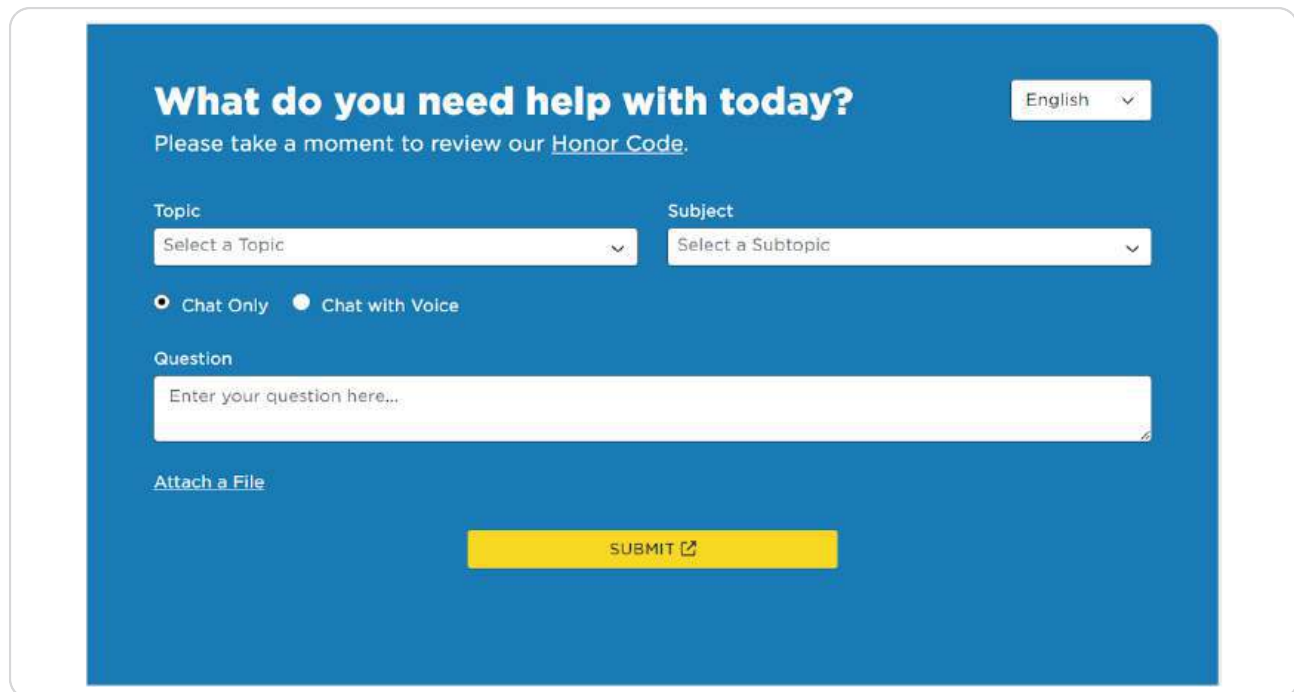


What do you need help with today? English ▾
Please take a moment to review our [Honor Code](#)

STEP 7

Choose Your Options

You are required to complete all fields to begin a session. Topics include more general subjects to drill down to more specific subtopics. Enter the question or challenge you're hoping to address. **Tutor.com sessions are one hour long, so be sure you set a goal that is achievable within that timeframe.**



What do you need help with today? English ▾
Please take a moment to review our [Honor Code](#).

Topic: ▾ Subject: ▾

Chat Only Chat with Voice

Question:

[Attach a File](#)

SUBMIT ↗

STEP 8

Stay on Waiting Page

Be sure to stay on the waiting page as Tutor.com works to pair you with an available tutor. Clicking the back button, refreshing the page, or closing the window may cause your request to be cancelled.

Connecting to your College Algebra tutor now...



What happens next?

Stay on this page to keep your place in line!
You'll be matched with the next available tutor.

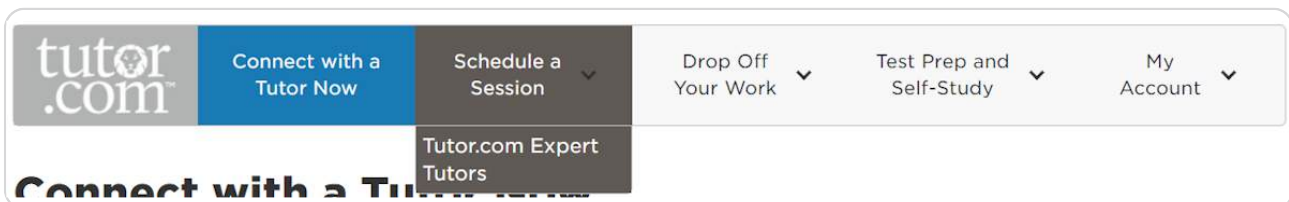
Schedule a Session

4 Steps

STEP 9

Schedule a Session

Click Schedule a Session and select Tutor.com Expert Tutors to view subjects, Tutors, and availability.



STEP 10

Search for a Tutor


Select the subject you're needing support in and review the various Tutors available to click Schedule.

Work with a Tutor.com expert tutor on your schedule

Browse tutor availability by subject, and find a time to connect with an expert you choose—on your schedule.

Math - College Algebra Next Available

Many results found!



Ariel G. ★★★★★ (6722)
Algebra, Geometry, Chemistry, Algebra 2, Student Success
Bachelors in Chemical Engineering from Instituto Tecnológico de Buenos Aires (ITBA)

SCHEDULE


Next available time:
August 5, 2024 - 7:00AM
✔ Online now!

STEP 11

Schedule an Appointment

Review the Tutor's availability then complete the prompts to schedule an appointment.

Ariel G.



August 2024

Su	Mo	Tu	We	Th	Fr	Sa
				1	2	3
4	5	6	7	8	9	10
11	12	13	14	15	16	17
18	19	20	21	22	23	24
25	26	27	28	29	30	31

Duration: 30 Minutes

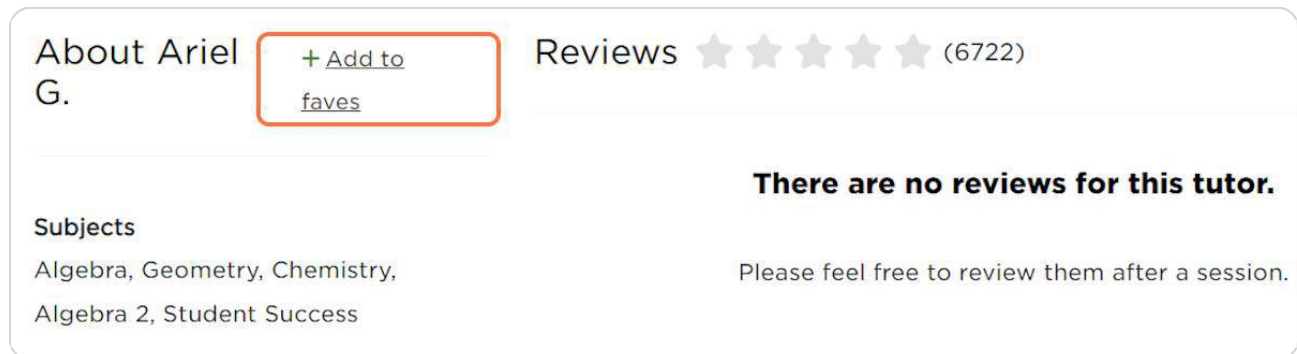
Time Slot: Time Slot

Topic: Select a Topic

STEP 12

Save Your Favorite Tutors

After you've completed a session, if you liked working with that Tutor, you can click 'Add to Faves' so they are easier to find the next time you are searching for support.



About Ariel G. [+ Add to faves](#) Reviews ★★★★★ (6722)

There are no reviews for this tutor.

Subjects
Algebra, Geometry, Chemistry,
Algebra 2, Student Success

Please feel free to review them after a session.

Drop Off Paper Review

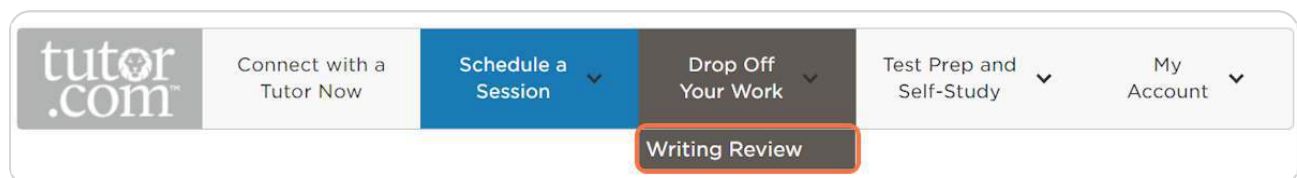
2 Steps

You can upload written assignments, resumes, and cover letters to have reviewed by a writing specialists. They will review your work offline and submit their suggestions to you when they are finished. Papers are often returned with comments within 12 hours.

STEP 13

Drop Off Your Work

Click Drop Off Your Work from the main menu and select Writing Review to open the drop box.



tutor.com

Connect with a Tutor Now

Schedule a Session

Drop Off Your Work

Test Prep and Self-Study

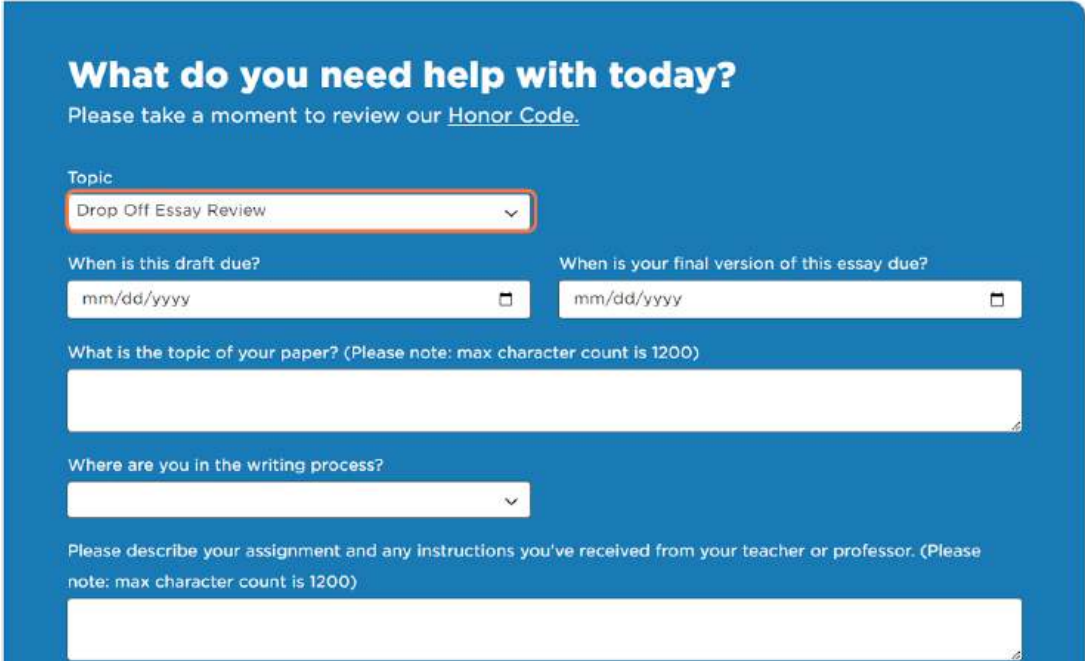
My Account

Writing Review

STEP 14

Answer the Prompts

Answer the prompts by selecting their menu of options and answering their questions so that the writing specialist knows exactly what you're wanting them to review.



What do you need help with today?
Please take a moment to review our [Honor Code](#).

Topic
Drop Off Essay Review

When is this draft due? mm/dd/yyyy

When is your final version of this essay due? mm/dd/yyyy

What is the topic of your paper? (Please note: max character count is 1200)

Where are you in the writing process?

Please describe your assignment and any instructions you've received from your teacher or professor. (Please note: max character count is 1200)

Additional Resources

4 Steps

Beyond tutoring, Tutor.com also offers a wealth of materials and resources you can use to learn and study various subjects.


STEP 15

Test Prep

On the Tutor.com homepage, scroll to the bottom to find where you can take practices quizzes and practice for standardized tests (including NCLEX-RN).

Test Prep and Self-Study


Take a Practice Quiz



Assess your strengths and challenges by taking a practice quiz in the subject of your choice. If you need help or further explanation, connect with a tutor!

GO


Practice for the GRE®, GMAT®, LSAT®, and MCAT®



Take a free practice test, and get a detailed score report so you can target your exam prep.

PRACTICE

NCLEX-RN® QBank



Maximize your NCLEX-RN preparation with questions designed to efficiently prepare you for the real exam.

GET STARTED

STEP 16

Search Additional Resources

At the bottom of the Tutor.com homepage, you can find additional resources by searching topic, subject, and subtopic.

Looking for a resource?

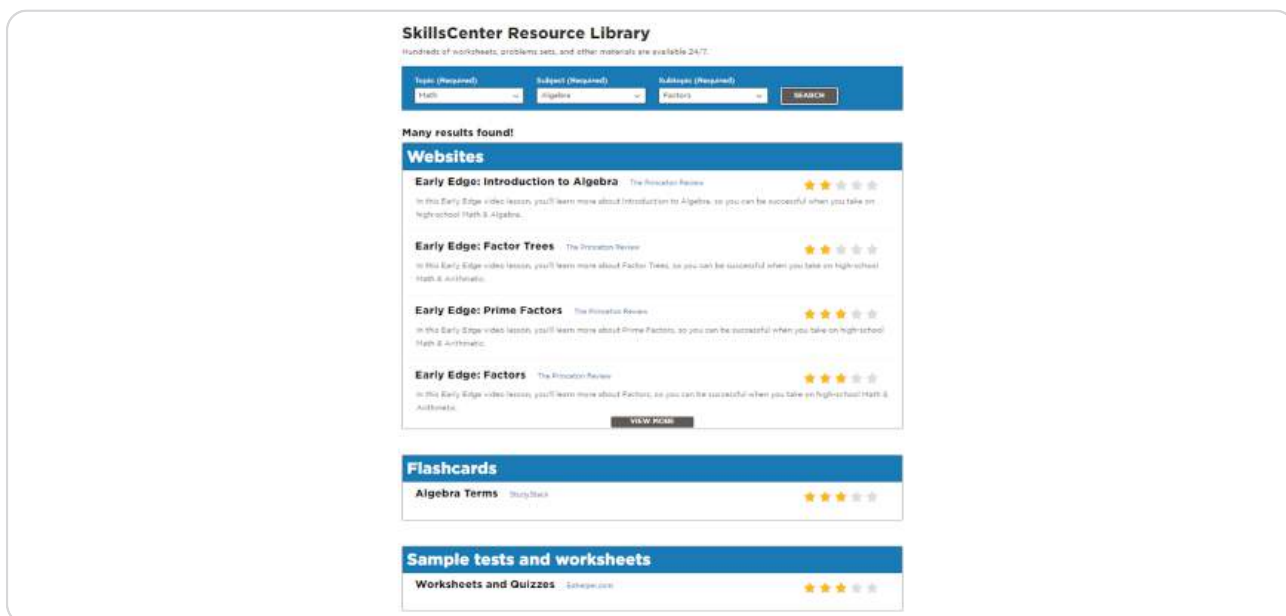
Hundreds of worksheets, problem sets, and other materials are available 24/7 in the SkillsCenter Resource Library.

Topic (Required) Subject (Required) Subtopic (Required) **SEARCH**

STEP 17

Choose a Resource

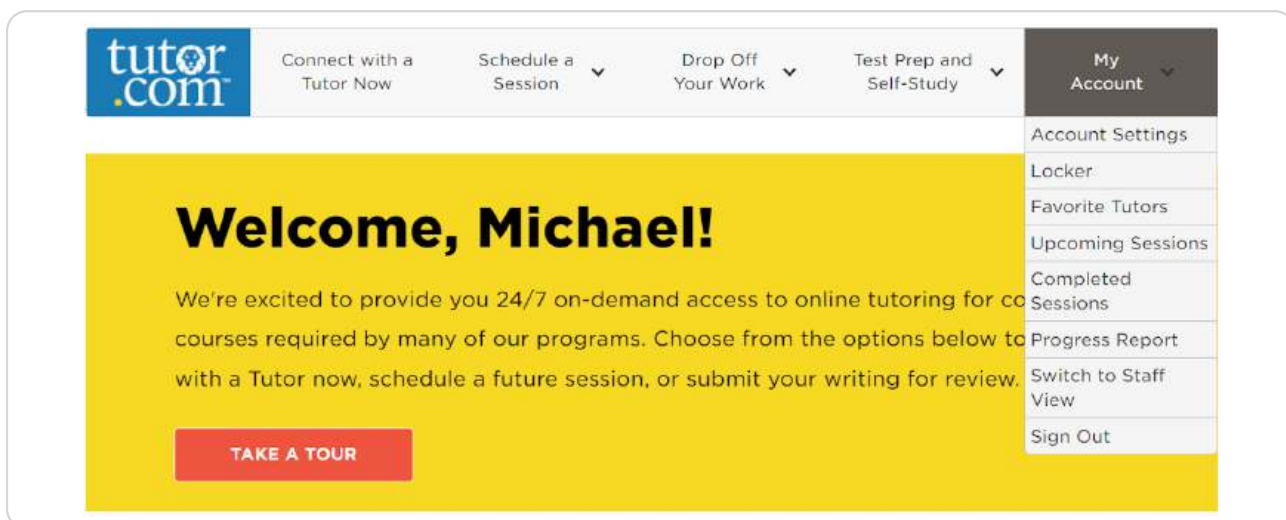
Pick from the available websites, flashcards, worksheets, and sample tests to access the resource.



STEP 18

My Account Features


Under My Account, you can update your contact information, see uploaded files, find your favorite tutors, see upcoming sessions, rewatch completed sessions, and view your progress report.




Have More Questions?

0 Steps

 Visit Tutor.com's Frequently Asked Questions page at: <https://www.tutor.com/faq>


 For questions about features used within a session, go to <https://www.tutor.com/faq/classroom>

 Need technical support? Go to <https://www.tutor.com/faq/tech>

Calling All Future Nurses!

Nursing support is just a click away.

Get expert help in your classes—anytime, anywhere.

Log in to your school's LMS, and click  to connect to individualized, live expert tutoring in 250+ subjects, including:

Math topics • Writing support (live and drop-off review)
Science topics • Nursing and Health Sciences subjects, including:

- Advanced Nursing
- Anatomy & Physiology
- Basic Nursing
- Care Plans
- Clinical Assessment
- Clinical Management
- Community Healthcare/Health Services
- Evidence-Based Practice
- Healthcare Administration
- Medical Assistant
- Medical Coding & Billing
- Medical Surgical
- Medical Terminology
- NCLEX® Test Prep
- Nursing Assistant
- Pathophysiology
- Pediatrics
- Pharmacology
- Primary Care
- TEAS® Test Prep

Visit tutor.com/subjects/higher-education to view the complete list!

Get best-in-class NCLEX-RN® prep from The Princeton Review.

Simply log in to your institution's Tutor.com program page, click on , and make the most of incredible NCLEX-RN resources, including:

- **1,900+** practice questions purchased directly from NCSBM
- **3,500+** total practice questions
- **200+** Next Generation NCLEX (NGN) items
- **2 self-directed** assessments
- **Detailed** explanations of correct and incorrect answers
- **Comprehensive** score reports
- ...and more!



“I am overly amazed about the tutor assistance that I received today. I would highly recommend this service to anyone. Thank you again SO much, my confidence level just went up, as math has always been a struggle for me. I couldn't have completed this assignment without your help.”

—Nursing student

Writing a Paper? Tutor.com™ can help.

Get help with your next assignment from our expert writing tutors.

Log into your Tutor.com account to connect with a tutor for feedback in real time with a **Live Session** or submit your work to Tutor.com's **Drop-off Review** service. Where you are in the writing process will determine the best and most effective option for you.

BRAINSTORMING



STAGE

A Live Session will give you the best results.

Connect with a tutor to:

- discuss ideas that will form the content of your essay;
- work through questions to gain a better understanding of your subject; and
- research credible sources and gather information.

Helpful Hint:

As you work with your tutor, share all of the information that you have on your assignment to help ensure a productive tutoring session.

ORGANIZING/ OUTLINING



STAGE

We recommend a Live Session, but you can also choose Drop-Off.

Your tutor will help you to:

organize your thoughts and ideas and develop a clear plan for your essay.

Helpful Hint:

A **Live Session** works best if you have questions about organizing your essay. If you need feedback on a draft or outline, you can choose either option! For **Drop-off**, indicate whether you will be turning in an outline as its own assignment or if you would simply like feedback before you start drafting your essay.

DRAFTING



STAGE

Choose a Live Session OR Drop-Off Review.

Your tutor will help you to:

- compose a strong thesis statement and a sound conclusion;
- create unified, cohesive paragraphs in the body of your essay; and
- guide your revisions as you work on your next draft or final version.

Helpful Hint:

If you choose **Drop-Off**, make sure to fill out the pre-session form with the assignment details so your tutor can give you the best advice. Include any necessary revisions from a prior drop-off session before submitting again.

FINE-TUNING



STAGE

Choose a Live Session OR Drop-Off Review.

Your tutor will help you to:

- revise and edit your essay with additional guidance, and
- proofread for errors to help you become a more independent writer.

Helpful Hint:

If you choose **Drop-Off**, make sure to fill out the pre-session form with the assignment details so your tutor knows how to give you the best advice.

Tutor.com's Writing Support Methodology

Synchronous, on-demand tutoring for essay writing

Available in real time, 24/7, this modality allows students to connect to an expert essay-writing tutor in the **Online Classroom** anytime for help with writing projects. As with other synchronous, on-demand subject offerings, students complete a pre-session survey outlining their objectives for the session, which is used to match students with the tutor addressing their specific needs. Students may attach a document to their pre-session surveys in a variety of formats, including Microsoft Word, Rich Text, Adobe Acrobat, etc. Students may also connect directly to their favorite essay-writing tutors for an on-demand session anytime these tutors are online. On average, students are connected to on-demand essay-writing tutors within two minutes.

Synchronous, scheduled tutoring for writing

Also available 24/7, this modality allows students to browse tutor profiles and request appointments with specific tutors at the date and time of their choosing. After selecting a tutor and timeslot, students complete a post-session survey to let their chosen tutor know what they intend to discuss during the session. As with on-demand sessions, students may attach a document to their pre-session surveys as needed in a variety of formats.

Students are reminded of upcoming scheduled sessions via email and on their **My Sessions page**. When a scheduled session begins, students may leverage the full functionality of the Online Classroom to work on their writing projects with their selected tutors.

Asynchronous writing review

Also available 24/7, this modality allows students to complete a pre-session survey, upload a writing assignment in a variety of supported formats, and have it reviewed by a tutor within 12 hours. When essay reviews are completed, students receive email reminders to visit their *My Sessions* page, where they may access their original document, a version of the document with in-line comments from the tutor who conducted the review, and a **Summary Feedback Form** containing the tutor's analysis of the document's strengths and weaknesses and recommended next steps.

To ensure we are meeting a wider variety of students' needs, we also have **English Language Learning (ELL) tutors** available for synchronous and scheduled modalities. These tutors are prepared to assist English Language Learners with the acquisition of written and verbal skills needed to communicate in the English language. Tutoring can be provided in English language use, writing skills, reading skills, and speaking skills. Tutors are able to recognize, identify, and instruct ELL students in a variety of strategies proven successful for students who are working to build their knowledge of the English language. Tutors can provide assistance to non-native English speakers at the basic language acquisition level to those ready to prepare full English essays or presentations.

Given our screening process, we are confident that our writing tutors can support students in a variety of content areas. The subject exams ensure tutors have both the appropriate breadth and depth of understanding of the writing process, so they can support students' writing across disciplines. They demonstrate success tutoring students' writing in economics, history, science, and a variety of other subjects.

This combination of essay-review modalities and diversity of tutoring support helps all students through **all phases of the writing process** by allowing them to get expert essay-writing feedback when and how they need it. Learners seeking immediate help can connect with an on-demand essay-writing tutor anytime and review their writing together on the Online Classroom's shared whiteboard, where both parties in the session can see and discuss changes to the document in real time. The same Online Classroom tools are available for scheduled essay-writing sessions, which allow students to work with the tutor of their choice.

Our holistic approach

A holistic approach encompasses an awareness of all levels of criteria for essay development and evaluation: content, organization, thesis statement, paragraph development, topic sentences, source material, transitions, stylistics, grammar, punctuation, and mechanics.

For both synchronous and asynchronous sessions, tutors follow these guidelines to ensure that the student's needs are met and that the tutor is approaching the essay holistically:

- Tutors consider both the desires of the student, where they are in the writing process, and the goals of good writing. A complete essay review focuses on both the overall content and organization of the writing (higher order concerns) and the flow and

sentence structure of the writing (lower order concerns), including grammar, punctuation, mechanics and word choice.

- Asynchronous session reviews are written with sufficient detail to allow the student author to understand and act upon the tutor’s feedback.
- The session summary evaluates the strengths and weaknesses of the essay and suggests ways to bring the writing up to accepted standards and next steps. The session summary should also provide clear next steps depending on where the student is in the writing process and the quality of the essay submitted.

When taking a holistic approach in a synchronous session, a tutor quickly skims and evaluates the essay to determine if both higher-order and lower-order concerns need to be addressed. **The tutor considers the following questions when reviewing the essays for higher-order concerns:**

- Is the introduction clear and coherent? Does the thesis statement provide a comprehensive “roadmap” to the development of the essay?
- Is each paragraph unified under one topic sentence which is directly related to an aspect of the thesis statement? Does each paragraph include sufficient material – examples, quotations, discussion – to support the topic sentence? Should some paragraphs be divided into two or more separate paragraphs?
- Is the development of the essay, its overall organization, logical? Would the essay benefit from a reorganization of the paragraphs?
- Does the conclusion sufficiently “wrap-up” the entire essay?

Working together, the student and tutor address these higher-order concerns in the student’s essay. Once higher-order concerns have been addressed, and the student feels confident about the overall content and organization of the paper, lower-order concerns may need to be addressed. **The tutor considers the following questions when reviewing the paper for lower-order concerns:**

- Does the essay “flow” well? Do all areas of discussion flow logically into the next point? Are there abrupt transitions between paragraphs or within paragraphs? Are there abrupt transitions between sentences?
- Are ideas clearly presented? Would some discussion benefit from rewording for clarity? Are some areas of discussion vague and would benefit from expansion of content or improved specificity?

- Are sources and quotations presented accurately using the correct documentation style?
- Is the essay written using a variety of sentence structures? If not, how could sentence structures be improved?
- Is the essay written using effective and appropriate words and phrases? Is the tone of the essay consistent?
- Is the essay essentially free from errors in grammar, punctuation and mechanics?

Using our **Stop and Talk method**, on-demand and scheduled essay-writing tutors highlight areas of student writing that require revision and encourage students to identify what the issue is, review underlying rules, propose possible rewrites, discuss options for developing their ideas, create supporting paragraphs, draw logical conclusions, and present information in a clear and coherent manner. The tutor may use a **scaffolding technique** to support student understanding, providing examples and suggestions the first time a concern is identified, but prompting the student with leading or open questions when later instances of the same concern are noted. Tutors work with students to produce writing in which the development, organization, and style are appropriate to task, purpose, and audience.

During asynchronous essay reviews, tutors take the same holistic approach to the students' essays as described above but provide their feedback in detailed comments and a summary. Since the student is not present in the classroom for an asynchronous session, the tutor's understanding of what the student would like the tutor to focus on is dependent upon the information the student provides in the Pre-Session details. If the student selects "Still working on it - not ready to turn in," the tutor understands that the student is still in the drafting phase of the writing process and will focus primarily on higher-order concerns. However, the tutor also comments on specific patterns of lower-order concerns in the paper. If the student selects "Ready to turn in - just need a final review," the tutor understands that the student is in the "fine-tuning" stage of the writing process and will focus primarily on lower-order concerns. However, if the tutor identifies specific higher-order concerns, such as a weak thesis statement, the tutor will bring these concerns to the student's attention through the Word Comment feature or the Summary Feedback Form.

Give your students support and peace of mind with **Tutor.com 24/7 Student Success Tutoring**



Today's students have diverse needs. Whether they are traditional first years learning to navigate college, students returning to school after a hiatus, or are non-traditional learners with busy schedules, they will all need the skills necessary to be successful in college.

Designed to help students organize, prioritize, and achieve their academic goals, Tutor.com's 24/7 Student Success Tutoring offers guidance and reassurance for students of all backgrounds. Our tutors can help your students understand what resources are available to them—including your own campus resources—and how to find and use them effectively.

ADDITIONS TO OUR TUTOR.COM SUBJECTS

Study Skills

- Study Strategies
- Note-Taking
- Time Management
- Organizational Skills
- Using Technology

Life Skills

- Stress Management
- Motivation and Goals
- Healthy Habits

HOW TO ACCESS

After entering through your institution's LMS, your students will be able to connect 1:1 with a Student Success Tutor by selecting a Student Success topic from the tutoring drop-down menu.

ABOUT OUR STUDENT SUCCESS TUTORS

Tutor.com's Student Success Tutors are qualified and prepared to help students build the foundations for academic success. These tutors meet the same rigorous standards of all our highly qualified tutors, but have also successfully completed comprehensive assessments designed by post-secondary Student Success content experts.



Tutor.com 24/7 Student Success Tutoring

Academic & Study Skills

Navigating the academic challenges of college life can be challenging for many students. What if they could get the extra guidance they need? Student Success Tutors are here to help with anything from choosing a major to learning helpful study techniques and showing students how to manage their daily workload. Students can also learn how to use scholarly resources and technologies for class assignments, take better notes, and work more efficiently so they can find the time to relax. **Topics include:**

- **Study Techniques:** Methods, pacing, and test-taking strategies
- **Note-Taking:** Outlining, mapping, and more
- **Managing Homework:** “Budgeting” the workload and scheduling time wisely
- **Choosing a Major:** Career planning, considering course schedules, and balancing core and elective courses
- **Managing Knowledge Gaps:** When to seek help, using tutoring services, and evaluating trustworthy online resources
- **Scholarly Resources:** How to locate and identify academic resources, use proper citations, and learn about plagiarism
- **Using Technology:** Online search techniques, commonly used programs (Word, Excel, PowerPoint), and useful keyboard shortcuts



Life Skills

Academics aren't the only thing students have to worry about in college. One of the top concerns among college students is stress and managing their busy schedules. If classes seem daunting or they simply need a nudge in the right direction, students can log in to learn about helpful tools that can give them peace of mind. **Topics include:**

- **Organizational Skills:** Time management, scheduling and planning, reminders and alerts
- **Attendance and Punctuality:** Scheduling appointments, planning transportation, and the importance of attendance and punctuality
- **Motivation and Goals:** College-to-career planning, community service & volunteer work, and how to stay on track
- **Building Healthy Habits:** Diet and exercise, getting enough sleep, and avoiding excessive caffeine & alcohol
- **Finding Balance:** Self-care, avoiding over-commitment, and handling social pressures
- **Building a Support System:** Clubs and activity groups, study groups & study partners, and counselors & advisors

Skills for Non-Traditional Students

These students have busier lives than most, but they can learn how to manage the ups and downs of going to college while mastering that work-school-life balance:

- Adjusting to the School Environment
- Building a Portfolio
- Managing Finances
- Time Management
- Finding a Schedule that Fits Your Lifestyle
- Career Transition & Planning

To land a job, students need more than a transcript, so offer **Tutor.com Career Services & Resources**

For many of today's students, it's not enough to go to class and graduate with a solid education. Students and their parents want to see a return on the time—and money—they've invested to earn their degrees.

This creates new challenges for colleges and universities, who need to determine how best to help students launch their careers while still delivering a broad-based learning environment:

- What should be the focus of college career resources?
- How do schools with too few career counselors or coaches per student accommodate students?
- With limited hours, how do college career counselors meet the needs of working students and those in online programs?

Enter Tutor.com Career Services

Tutor.com provides individualized, one-to-one career support, helping job seekers create resumes and cover letters, find local job openings, and prep for interviews. We answer the need of colleges and universities seeking additional resources and strategies to support students who want a clear path from their academic studies to a job.



“Graduates who visited the career services office at least once and thought the interactions were very beneficial are 5.8 times more likely to believe their school did a good job of preparing them for life after college.” — Gallup-Purdue Index Report 2016

“Ultimately, the scope and quality of a given school’s career services largely depends on the resources it has available and its advisor-student ratio.” — Lolade Fadulu, “Why Aren’t College Students Using Career Services?” The Atlantic, January 20, 2018

Tutor.com Can Help

Tutor.com isn’t just about academic subject support—we offer job seekers comprehensive career services, including creating resumes and cover letters, preparing for interviews, and finding local job openings. The Tutor.com Career Center is all-inclusive, yet simple and easy to use: Career specialists work with students in real time and provide asynchronous support. Students can also learn and improve their skills with Microsoft Office applications.



The Tutor.com online classroom includes an interactive whiteboard where tutor and student can work together. They can share files, websites, and other digital resources synchronously. To ensure quality and facilitate postsession recall, all work on the whiteboard is recorded and available for review postsession in the form of written transcripts and session recordings.

www.tutor.com/higher-education

tutor.com[™]
A Service of **The Princeton Review**

How the Tutor.com Career Center Works

Real-Time Resume and Cover Letter Writing Strategies

Our career specialists work in live, one-to-one sessions with job seekers to ensure their resumes reflect their accomplishments and meet the requirements of sought-after jobs.

- Career specialists can also help students create resumes and cover letters from scratch.
- Using Tutor.com's unique online collaboration tool, the career tutor and student can work together in real time to edit documents like cover letters and resumes.
- Career specialists ensure the resume contains the key words associated with the job, in anticipation of online software that weeds out applicants accordingly.
- Students can communicate with career tutors either through chat or voice options and schedule appointments with their favorite tutors.

Drop-Off Resume and Cover Letter Feedback

Drop-off writing support is valuable for job seekers with busy schedules. They can use the WriteTutor™ Center to upload their cover letters and resumes and receive feedback, comments, and critiques from a career specialist within 12 hours.

Interview Preparation

Our career specialists will conduct mock interviews with frequently asked questions tailored to the industry students are pursuing. They can also help job seekers research the companies with which they are interviewing.

Online Job Applications

Career specialists can show students how to submit their applications online, a frequent requirement of potential employers. This is easy to do with Tutor.com's web-sharing tool.



Job Search—National and Local

Using Tutor.com's web-sharing tool, students can currently search national and local job openings in more than 110 metro areas across the United States. We're happy to work with you to add local resources for student job searches.

Career Resources

Students can access thousands of vetted, rated resources 24/7 in our Career Resource Center. This includes archived career webinars with resume templates and FAQs provided by our exclusive partner, Career Solvers. Our own supply of career assessment tools includes job search guidelines, resume templates, samples for all levels of employment—and much more.



Experience Tutor.com's Career Services & Resources
Request a demo today at tutor.com/higher-education